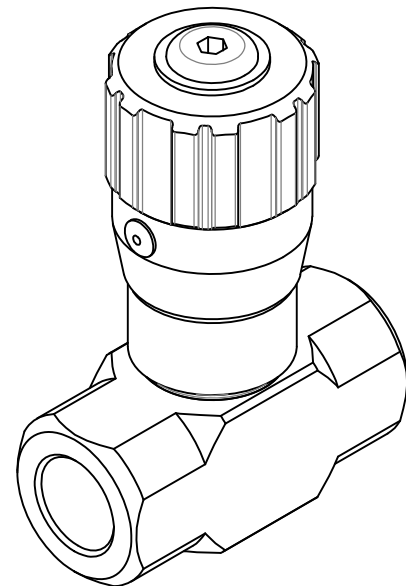
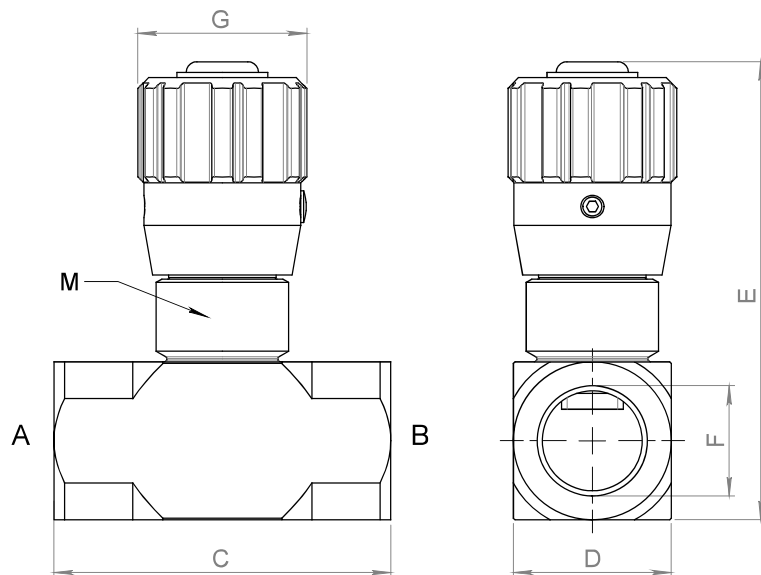
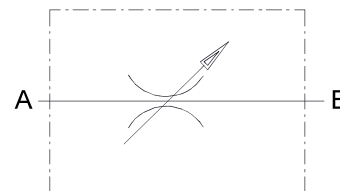


Dimensions

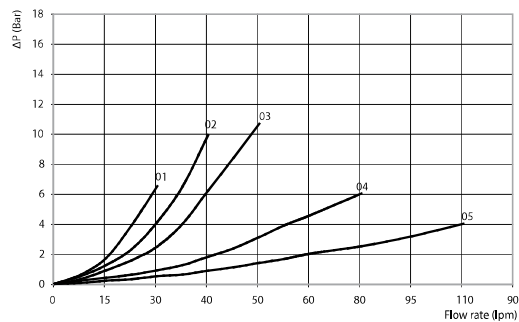


Size	F BSP	C	D	E	G	M	Weight kgs
01	1/4	58	25	82	32	M25x1	0,37
02	3/8	58	25	82	32	M25x1	0,35
03	1/2	64	30	86,5	32	M25x1	0,45
04	3/4	89	40	113	44	M35x1	1,16
05	1	89	40	111	44	M35x1	1,03

Hydraulic Symbol



Curves



Features

Size	Max Pressure bar	Max Flow rate lpm
01	350	30
02	350	40
03	350	50
04	320	80
05	300	110

Materials: Zinc plated steel body, alloy handknob.

Ordering Code

FRB90 --

	Size BSP
01	1/4
02	3/8
03	1/2
04	3/4
05	1

Ordering Code Example: FRB9003 = Needle valve 1/2 BSP.